


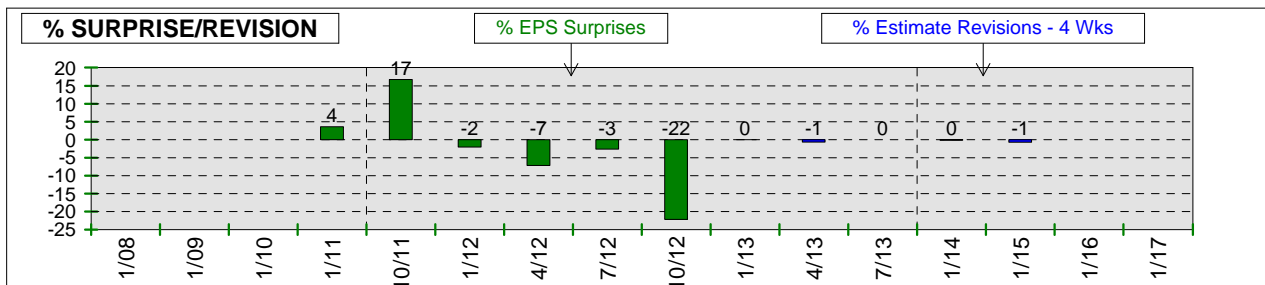
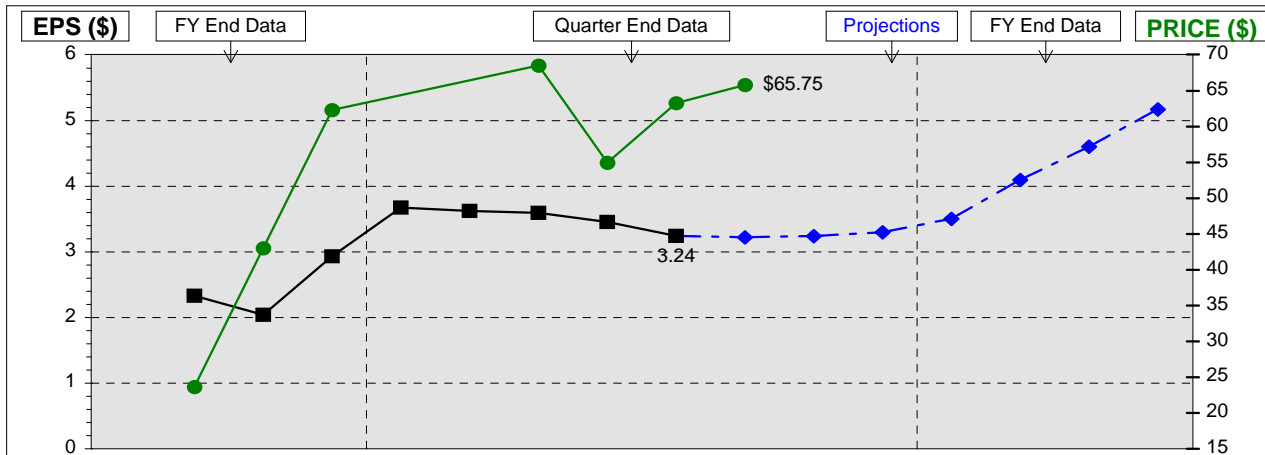
<b>TIFFANY &amp; CO</b>		<b>TIF</b>	<b>NYSE</b>	Industry: <b>RETAIL-JEWELRY</b>			Type: <b>Large Growth</b>		
<b>Rec Price</b>	<b>P/E</b>	<b>Mkt Cap</b>	<b>Div Rate</b>	<b>Yield</b>	<b>Sales (12Mo)</b>	<b>Sls Gr</b>	<b>EPS Gr</b>	<b>Div Gr</b>	<b>Zacks Rank</b>
\$69.42	21.4	\$8801 MM	\$1.28	1.8%	\$3746 MM	6%	12%	19%	<b>Sell</b>

Tiffany & Company operates jewelry and specialty retail stores and manufactures products through its subsidiary corporations. Its principal subsidiary is Tiffany and Company. The Company operates TIFFANY & CO. retail stores and boutiques in the Americas, Asia-Pacific and Europe and engages in direct selling through Internet, catalog and business gift operations. Other operations include consolidated results from ventures operated under trademarks or tradenames other than TIFFANY & CO.

<b>Ave Broker Rec</b>	<b>#Up</b>	<b>#Dn</b>
<b>HOLD</b>	0	1



<b>Price/Volume Data</b>		<b>EPS, P/E and Growth Rates</b>	
<b>52-Wk High</b>	\$73.27	<b>FY</b>	<b>EPS</b>
<b>Low</b>	\$50.29	<b>1/12 Act</b>	3.60
<b>PriceChg-YTD</b>	21%	<b>1/13 Est</b>	3.21
<b>-YTD(Rel)</b>	11%	<b>1/14 Est</b>	3.50
<b>Avg Dly Vol</b>	1934 000s	<b>Last 5Yr</b>	12%
<b>Exp Return/Risk</b>		<b>Next 3-5Yr (Est)</b>	12%
<b>Impl Ret=Yld+Gr</b>	14%	<b>Other Key Measures</b>	
<b>Beta</b>	1.79	<b>5-Year</b>	
<b>Shareholder Data</b>		<b>Current</b>	<b>Avg</b>
<b>Shares Out</b>	126.8 MM	<b>P/E (12 Mo)</b>	21.4
<b>Institutions</b>	87.43%	<b>Rel P/E</b>	135%
<b>Insiders</b>	4.70%	<b>Net Margin</b>	11%
		<b>ROE</b>	17.3%
		<b>LT Debt/Cap</b>	24%



<b>RETAIL-JEWELRY</b>	<b>Industry Comparables</b>											
Industry #	162	<b>Pr Chg YTD</b>	<b>P/E (12Mo)</b>	<b>EPS Gr 5Yr Est</b>	<b>Price/Book</b>	<b>Price/Sales</b>	<b>Price/CF</b>	<b>Impl Ret/P/E</b>	<b>Div Yield</b>	<b>Net Margin</b>	<b>ROE</b>	<b>Debt/Cap</b>
<b>TIFFANY &amp; CO</b>		21%	21.4	12%	3.6	2.3	14.7	0.66	1.8%	11.1%	17%	24%
<b>INDUSTRY AVG*</b>			18.5	10%	2.2		14.7	0.57	0.3%	10.0%	12%	
<b>S&amp;P 500</b>		9%	15.9		6.1				2.6%		41%	

\* 8 Companies in industry group.

Latest Splits: 07/21/00 2.000 07/22/99 2.000 07/24/96 2.000 Ex-Div. Date: 12/18/12

Copyright © 2001 ZACKS Investment Research, Inc (ZACKS). All Rights Reserved. The information, data, analyses and opinions contained herein (1) includes confidential and proprietary information licensed from ZACKS, (2) may not be copied or redistributed for any purpose, (3) does not constitute investment advice offered by ZACKS, (4) are provided solely for informational purposes, and (5) are not warranted or represented to be correct, complete, accurate or timely. Zacks shall not be responsible for investment decisions, damages or other losses resulting from, or related to, use of this information, data, analyses or opinions. Past performance is no guarantee of future performance.